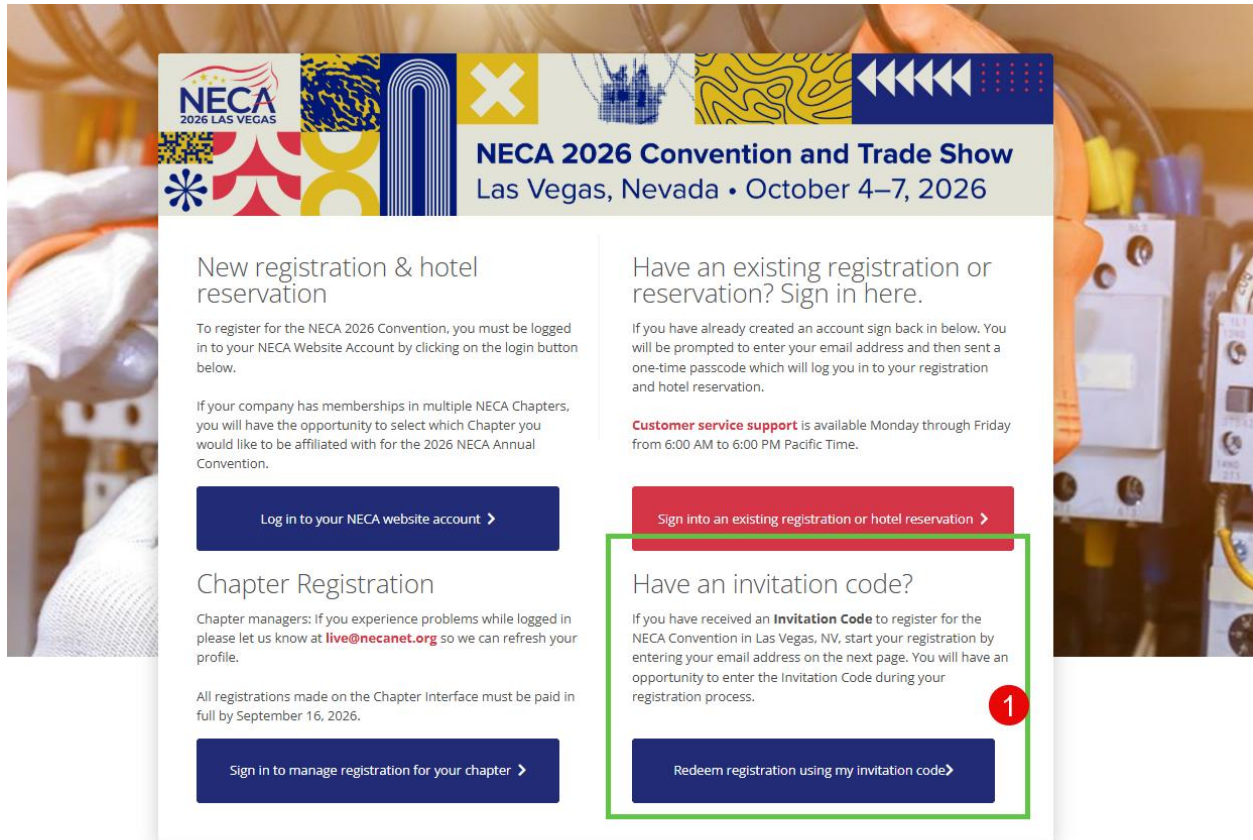


## NECA 2026 Las Vegas – Registration Instructions

Members of NECA Australia should make an individual registration using an Invitation Code.

Visit the [NECA Convention Registration and Housing Website](#).

1. Select the bottom right tile “Redeem registration using my invitation code”.



**NECA 2026 Convention and Trade Show**  
Las Vegas, Nevada • October 4–7, 2026

**New registration & hotel reservation**  
To register for the NECA 2026 Convention, you must be logged in to your NECA Website Account by clicking on the login button below.

If your company has memberships in multiple NECA Chapters, you will have the opportunity to select which Chapter you would like to be affiliated with for the 2026 NECA Annual Convention.

[Log in to your NECA website account >](#)

**Chapter Registration**  
Chapter managers: If you experience problems while logged in please let us know at [live@necanet.org](mailto:live@necanet.org) so we can refresh your profile.

All registrations made on the Chapter Interface must be paid in full by September 16, 2026.

[Sign in to manage registration for your chapter >](#)

**Have an existing registration or reservation? Sign in here.**  
If you have already created an account sign back in below. You will be prompted to enter your email address and then sent a one-time passcode which will log you in to your registration and hotel reservation.


**Customer service support** is available Monday through Friday from 6:00 AM to 6:00 PM Pacific Time.

[Sign into an existing registration or hotel reservation >](#)

**Have an invitation code?**  
If you have received an **Invitation Code** to register for the NECA Convention in Las Vegas, NV, start your registration by entering your email address on the next page. You will have an opportunity to enter the Invitation Code during your registration process.

[Redeem registration using my invitation code >](#)

2. Enter your email address.



**NECA 2026 Convention and Trade Show**  
Las Vegas, Nevada • October 4–7, 2026

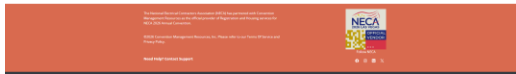
What is your email address?  
Enter your email address below & when continue or go back to start over.

Enter your email address

[continue](#)

[Go back](#)

3. Fill out all required fields on the profile page.

A registration form titled "Attendee Information" with various input fields for personal and contact details. The fields include: NECA Member ID, First Name, Last Name, Email Address, Birth Address, City, State, Country, Zip, Phone, and Mobile. There are also dropdown menus for "Organization" and "Job Title". A "Profile Questions" section is at the bottom with a "Save" button.

4. Enter the Invitation Code **AUMEM** in the field below to unlock member pricing. From there you will page through making appropriate selections to complete your registration and then book your hotel. If you see nonmember pricing, complete your registration but do not pay. Contact [necasupport@cmrus.com](mailto:necasupport@cmrus.com) and reference your invitation code and we will adjust pricing.

A screenshot of the registration interface. At the top, it says "NECA 2026 Las Vegas Registration" and "Register to attend NECA 2026 in Las Vegas. Registration must be completed before advancing to housing." Below this is a "Register Now" button. To the right, there is an "Invitation Code" section with the text: "Do you have an invitation code? If so, enter it here. If you are only attending NECA Trade Show or Apprentice Day, please use the invitation code provided to you." Below this is an input field with "IC" on the left, a red circle containing the number "4" in the middle, and an "Apply code" button on the right. The bottom of the page has a red navigation bar with "Profile" and "Save and Exit" buttons.